

SPORTS<sup>®</sup>  
BETTING  
**USA**  
& INVESTOR  
SUMMIT

*Beyond Tomorrow*

**Digital**



**Attendee Guide**

**SPORTS<sup>®</sup>  
BETTING  
USA  
& INVESTOR  
SUMMIT**

*Beyond Tomorrow*

**Digital**

# ACCESS TO THE EVENT

## LOGIN

# How to login for the first time?

You should have received an email with a **button** redirecting to a login page. Your account is automatically pre-created by the event organizer. A window will then suggest you create a password for your account. *If you didn't receive anything, check your spam box.*

*If you didn't receive the email or are having problems in login please contact: [Operations@clariongaming.com](mailto:Operations@clariongaming.com)*

Home, Messages, Notifications, Profile icons

## Welcome, create a password

In order to log in the next time that you want to use the web or mobile app.

Password \*

At least 6 characters

SPORTS BETTING INVESTOR SUMMIT Digital

PANEL DISCUSSIONS AND ONE-ON-ONES

NOV 9 | ONLINE

Sponsored by Morgan Stanley

### Activate Your Profile

Hello Jane,

Get ahead of the game and prepare for Sports Betting USA to save yourself time and get the most out of your event.

Swapcard app makes it easy to access the event content and connect with the right people in advance.

All you have to do is **activate your profile** with the tap of the below button. We'll keep all of your **information and data secure**.

Are you ready to join your event community?

**LET'S GET STARTED!**

# Logging in with or without an account

## Login with an account

The screenshot shows a login interface with a dark header containing the word "Login". Below the header, there is a light gray box with the instruction "Type the email address you provided during event registration." Inside this box, there is a text input field labeled "Email address\*" with the placeholder "Insert your email address" and a green arrow icon to its right. Below the input field is a link that says "Or scan my badge". To the right of the input field is a white card with the "swapcard" logo and a row of five dots, with the second dot filled, indicating the current step in a process.

Access your account at [clariongaming.app.swapcard.com/](https://clariongaming.app.swapcard.com/)  
Enter the email you used to register for the event.

*If your address is not recognized, send an email to*  
[support@swapcard.com](mailto:support@swapcard.com)

## Login without an account

The screenshot shows a registration interface with a dark header containing the word "Registration" and a back arrow. Below the header, there is a light gray box with the message "We didn't find any existing user with rouf@yopmail.com" and the instruction "Continue to signup." Below this, there are three input fields: "Name\*" with sub-fields for "First name" and "Last name", and "Password\*" with a "Define a password" field and an eye icon. Below the password field is a checkbox with the text "By signing up, you agree to our Terms and Conditions and Privacy Policy." and a green "CREATE ACCOUNT" button. To the right of the registration form is a white card with a smartphone icon and the text "Join the event" and "Last step before getting recommendations powered by Artificial Intelligence".

Simply register with the **email address** you prefer, and set a **password**.

**SPORTS<sup>®</sup>  
BETTING  
USA  
& INVESTOR  
SUMMIT**

*Beyond Tomorrow*

**Digital**

# EDIT YOUR PROFILE

**MAKE THE MOST OF  
SBUSA & INVESTOR SUMMIT DIGITAL**

# Editing your profile

The screenshot shows the website interface for the Sports Betting Investor Summit & Sports Betting USA. At the top, there is a navigation bar with icons for home, search, notifications, and user profile. The user profile dropdown menu is open, showing options: My profile, Event Studio, Exhibitor Center, Settings, Resources center, Contact app support, Legal, and Log out. On the left side of the main content area, there is a user card for 'Clarion Gaming' with a profile picture and an 'EDIT' button. A red arrow points from the 'My profile' menu item to the 'EDIT' button. Another red arrow points from the 'Log out' option to the text on the right.

There are two ways for you to access your profile :

- On the upper-right corner of your screen, click on **My profile**.
- On the left side of your screen next to your photo, click on **Edit**.

You'll be redirected to your profile details

# Editing your profile

The screenshot shows a user profile for Steph Fleury, an Operations Executive at Clarion Gaming. The profile includes a circular profile picture, a name, title, and company. Below this are sections for Skills, Bio, Social media, and Contact details. Each section has a corresponding 'ADD' or 'EDIT' button on the right side, which are highlighted with red circles. Red lines connect these buttons to the explanatory text on the right.

**Steph Fleury**  
Operations Executive  
Operations  
Clarion Gaming

**Skills**  
Displaying your skills will increase how many profile views you receive.

**Bio**  
Introduce yourself in a few words

**Social media**  
Add your social accounts.

**Contact details**

To edit the information on your profile, simply click on the **Edit** or **Add** parts depending on which type of information you want to edit.

The information you can edit on your profile :

- Personal information
- Skills
- Biography
- Social Media
- Contact details
- Company

**Update your profile with as much information as possible to maximise your networking opportunities**

**SPORTS<sup>®</sup>  
BETTING  
USA  
& INVESTOR  
SUMMIT**

*Beyond Tomorrow*

**Digital**

# NAVIGATING THE APP

GETTING THE MOST FROM  
SBUSA & INVESTOR SUMMIT DIGITAL



# Navigating the agenda

Sports Betting Investor Summit  
Agenda

Sports Betting USA Agenda

Access the full agenda for Sports Betting USA & Investor Summit Digital. Including; on demand webinars, keynote sessions, quick takes, panel discussions etc.

- **View** session descriptions and speakers
- **Add** sessions to your schedule
- **Join** “live” or on-demand sessions

By clicking on the agenda, this will always take you to the current live session. If you wish to watch back any sessions on demand then you will be able to access that

here too.

**TIP:** Filter by topic using the left hand side to find relevant content for your interests

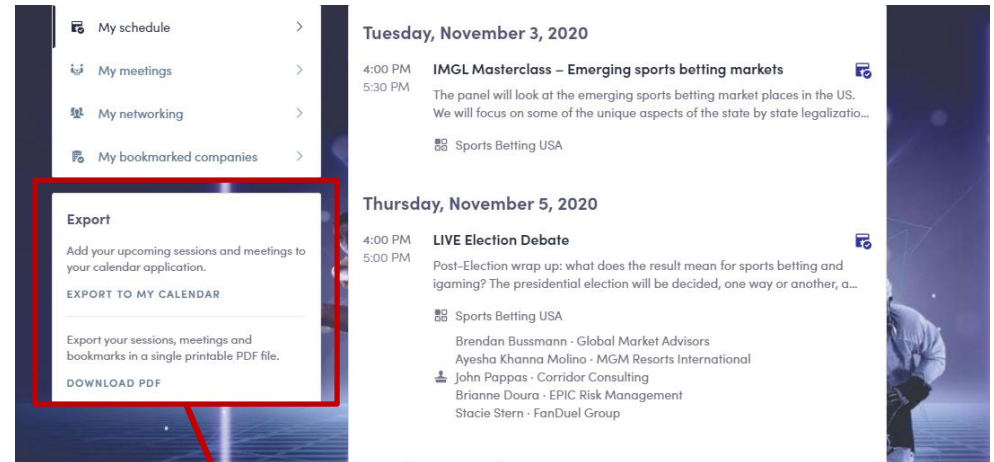
**TIP:** Register for sessions and add them to your schedule, by clicking this button

# Navigating 'my event'



Access your personal event schedule,

- **My Schedule** - sessions you've added
- **My Meetings** - pending or confirmed meetings you've scheduled
- **My Networking** - contacts you've connected with
- **My Bookmarked Companies** – lists sponsors you have bookmarked in the “Sponsors” area




You can export your program by clicking on «Export to my calendar » or «Download PDF ».

# Accessing the sessions

You can access sessions via 2 ways, via the 'agenda' or 'my event':

- Click on the session you'd like to join
- When it's time for a session to begin, a video will be displayed at the top of the session page and starts automatically (if you're using Safari, please click "Play")



# Interacting during the live sessions

**Interact** with other attendees during each session by using the live discussion features. You can ask questions to the speakers by typing in the text box, and answering polls that come up throughout the session.

**TIP:** Want to follow-up with anyone? Be sure to connect with them and continue your conversation!

The screenshot displays the ICE North America Digital event interface. At the top, there's a purple header with the ICE logo. Below it, a session titled "Regulator Exposé – What COVID-19 Means for Sports Betting and Gambling Regulations in the US" is shown with a "FULL SCREEN" button. The chat window is open, showing a message from Michael Pollock at 4:55 PM. The chat window has tabs for "Chat", "Questions", and "Polls". A red arrow points from the text box in the left sidebar to the chat input field at the bottom of the chat window.

**Give your feedback**  
Rate and share your experience with the event organizer about this session (it will stay private).  
★ ★ ★ ★ ★

**Live discussion**

Chat Questions Polls

prior to the end of the 2021 session. 🏆 1


Very well stated Michael. I am on a gaming task for a call as we speak. We were just given recommendations by Sprctrum Gaming. Well done!

4:55 PM  
Michael Pollock

On behalf of our Spectrum team, it is a pleasure to work with the seasoned professionals in Louisiana, present company included.

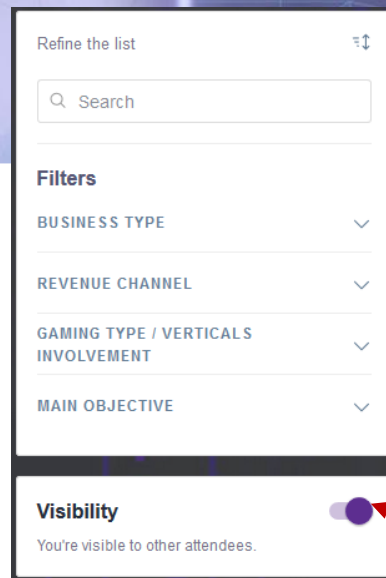
+ Write a message...

# Interacting with other attendees



View and connect with other attendees during Sports Betting USA & Investor Summit Digital by;

- **Search** by names, companies, skills, job function, industry
- **Filter** by business type, revenue channel, gaming type/verticals involvement & main objective
- **Suggested for you** is a new feature where the platform will recommend new connections based on your profile



**TIP:** Be sure to toggle your “Visibility” on to maximise your networking opportunities

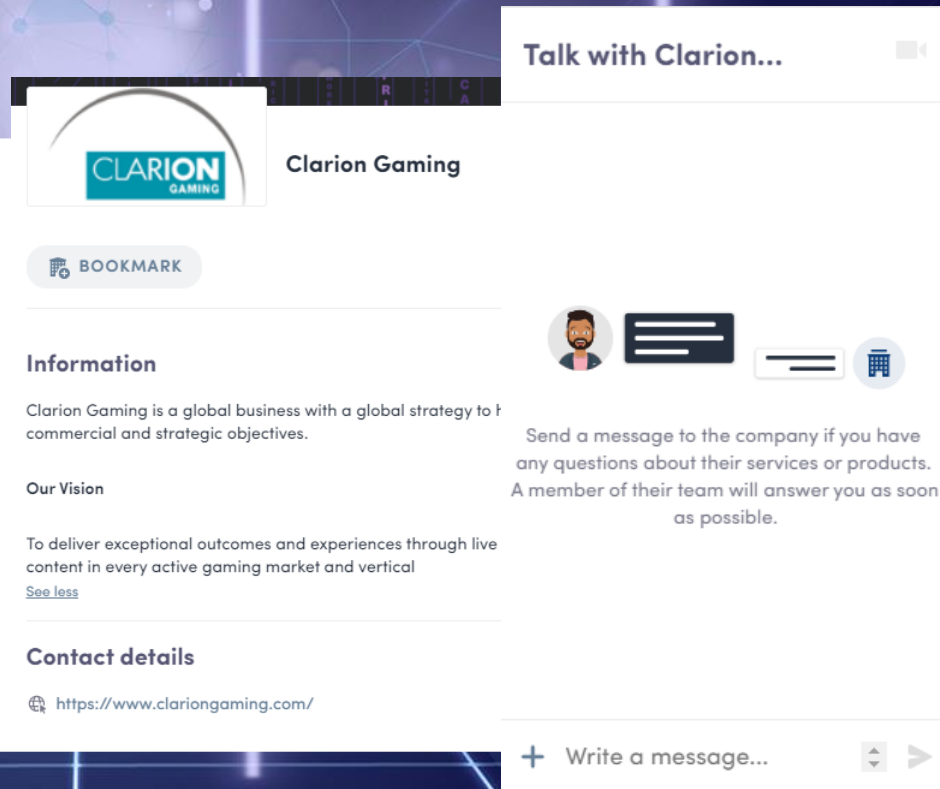


# Interacting with Sponsors



Visit our sponsor's pages:

- Learn more about them
- Chat privately with team members with the option to start a video meeting and share a screen for live demos
- Request meetings
- Access sponsor literature such as white papers, case studies, spec sheets, and more
- Make a connection with a team member
- Follow the sponsor on social media



The screenshot shows a LinkedIn profile for Clarion Gaming. At the top, there is a header with the Clarion Gaming logo and the name "Clarion Gaming". Below this is a "BOOKMARK" button. The main content area is divided into sections: "Information", "Our Vision", and "Contact details". The "Information" section contains a paragraph about the company's global strategy. The "Our Vision" section contains a paragraph about delivering exceptional outcomes. The "Contact details" section contains a URL: <https://www.clariongaming.com/>. On the right side of the profile, there is a "Talk with Clarion..." chat window. This window has a header with the name "Talk with Clarion...", a profile picture of a man, and a message icon. Below the header, there is a message input field with the text "Send a message to the company if you have any questions about their services or products. A member of their team will answer you as soon as possible." and a "Write a message..." button.

# Explore More

## Products & Services

Discover the new 'Products & Services' button new to Sports Betting USA & Investor Summit. Sponsors will be able to link their products and services to this section of the platform. Make sure you stop by and check it out.

## Industry Resources

Industry Resources is where you will find the latest industry news, reports, documents and resources.

## Help Desk

Need help with the platform? Drop by the help desk and one of the team will get back to you.

**SPORTS<sup>®</sup>  
BETTING  
USA  
& INVESTOR  
SUMMIT**

*Beyond Tomorrow*

**Digital**

# AVAILABLE FEATURES

## NETWORKING FEATURES



# Requesting a meeting or video meeting?

From main navigation, click on “Attendees”

- Sort and filter attendees to find contacts you’d like to connect with
- Click on their name to view their profile
- Click on an available meeting slot
- Select virtual meeting
- Go to “My Event” to see if contacts have accepted your meeting request
- Note the meeting time slot is held and blocked until it is accepted or declined
- From main navigation, click on “My Event”
- If your meeting request is confirmed, a button “Meeting Call” will appear 1 hour before your meeting
- Click on Meeting Call to start your video meeting



**Alex Hamilt**  
Senior Marketi  
Clarion Gamin

Is connected



**Louella Hug**  
Marketing Exe  
Clarion Events



**Katy Leslie**  
Senior Operati  
Clarion Gamin



**Katy Leslie**

Senior Operations Executive  
Operations  
Clarion Gaming

Connected

**Andrea Di Benedetto**  
PM  
Event Industry  
Swapcard

**Meeting**

Monday, 6th April - 10:00 AM to 10:30 AM

Virtual meeting

**MEETING CALL** Cancel meeting

**Meet Katy**

Select a time slot to set up a meeting with Katy.

Tuesday, October 27, 2020

7:30 AM	8:00 AM	8:30 AM	11:30 AM	12:00 PM	12:30 PM
---------	---------	---------	----------	----------	----------

Wednesday, October 28, 2020

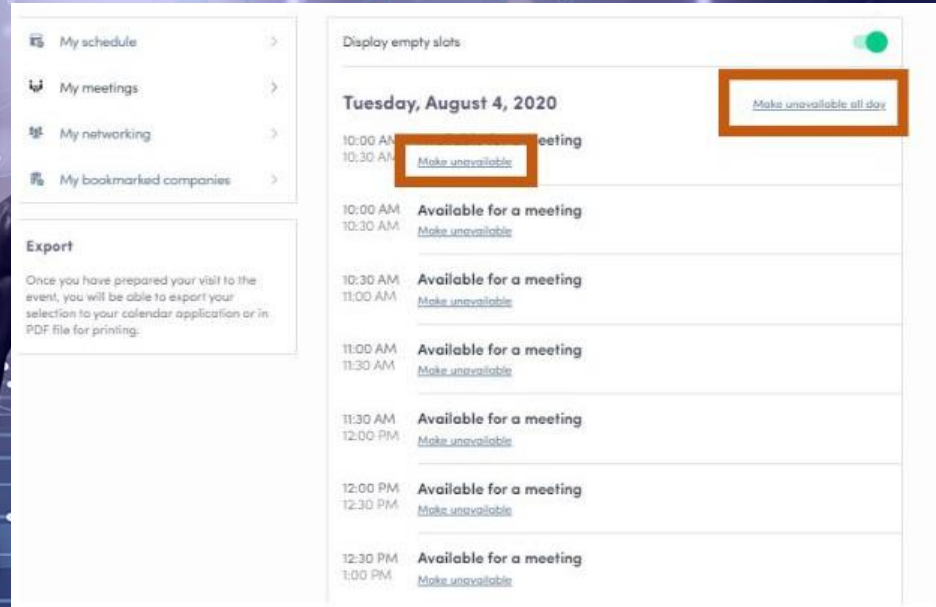
7:30 AM	8:00 AM	8:30 AM	12:30 PM	1:00 PM	1:30 PM
---------	---------	---------	----------	---------	---------

Thursday, October 29, 2020

7:30 AM	8:00 AM	8:30 AM	11:30 AM	12:00 PM	12:30 PM
---------	---------	---------	----------	----------	----------

# How to set your meeting availability

- From main navigation, click on “My Event”
- Time slots are pre-populated
- If you’d like to block slots simply click on the “make unavailable” button within the time you’d like to block
- If you’d like to block the entire day, click on “make unavailable all day”



My schedule >

My meetings >

My networking >

My bookmarked companies >

Export

Once you have prepared your visit to the event, you will be able to export your selection to your calendar application or in PDF file for printing.

Display empty slots

**Tuesday, August 4, 2020** [Make unavailable all day](#)

10:00 AM - 10:30 AM	Meeting	<a href="#">Make unavailable</a>
10:00 AM - 10:30 AM	Available for a meeting	<a href="#">Make unavailable</a>
10:30 AM - 11:00 AM	Available for a meeting	<a href="#">Make unavailable</a>
11:00 AM - 11:30 AM	Available for a meeting	<a href="#">Make unavailable</a>
11:30 AM - 12:00 PM	Available for a meeting	<a href="#">Make unavailable</a>
12:00 PM - 12:30 PM	Available for a meeting	<a href="#">Make unavailable</a>
12:30 PM - 1:00 PM	Available for a meeting	<a href="#">Make unavailable</a>

**SPORTS<sup>®</sup>  
BETTING  
USA  
& INVESTOR  
SUMMIT**

*Beyond Tomorrow*

**Digital**

# NEED ASSISTANCE?

## TIPS & SUPPORT

### BEFORE THE EVENT

- Edit** your profile and your company profile
- Connect** with qualified attendees
- Send** your first few meeting requests
- Answer** your first few meeting requests

### DURING THE EVENT

- Note & tag** your new contacts
- Chat** with them in the app

### AFTER THE EVENT

- Ensure a follow-up** with your new contacts
- Export** your contact list

### EVENT ORGANISER



[operations@clariongaming.com](mailto:operations@clariongaming.com)